



inch-gauges

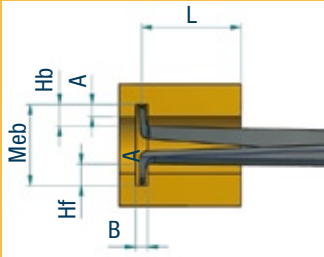
Kroeplin
Längenmesstechnik

The **new generation** of mechanical and electronic measuring gauges:
Ergonomically designed with **new IP classification**

Mechanical and electronic
length measuring instruments for
internal and external measurements

INTERNAL MEASUREMENT

Measuring capacity



Groove depth A
Groove width B
Measuring depth L
Measuring contact D
Measuring contact movable Hb
Measuring contact fixed Hf

Protection class

All mechanical gauges: IP 65

All electronic gauges: IP 67

Accessories

Wooden box available on request

Scope of supply

Certificate of quality
Operating instructions

Type	Measuring range Meb [inch]	Scale interval Skw [inch]	Permissible errors G [inch]	Repeatability limit r [inch]	Measuring force min. [N]	Measuring force max. [N]	Measuring depth L max. [inch]	Groove depth A [inch]	Groove width B [inch]	Measuring contact movable Hb [inch]	Measuring contact fixed Hf [inch]	Type of measuring contact D [inch]	Picture	Electronic E	Mechanical M
G102	.10 - .49	.0002	.0008	.0002	0,8	1,2	.47	.027	.023	.035	.035	Chisel R .004	[1]	E	
H602	.10 - .50	.0002	.0008	.0002	0,8	1,2	.47	.027	.023	.035	.035	Chisel R .004	[1]		M
G105	.20 - .59	.0002	.0008	.0002	0,8	1,2	1.37	.09	.032	.09	.09	HM-Ball Ø.024	[2]	E	
H605	.20 - .60	.0002	.0008	.0002	0,8	1,2	1.37	.09	.032	.09	.09	HM-Ball Ø.024	[2]		M
G210	.39 - 1.18	.0005	.0015	.0005	1,1	1,6	3.3	.19	.06	.21	.21	HM-Ball Ø.04	[3]	E	
H710	.40 - 1.20	.0005	.0015	.0005	1,1	1,6	3.3	.19	.06	.21	.21	HM-Ball Ø.04	[3]		M
G220	.79 - 1.58	.0005	.0015	.0005	1,1	1,6	3.3	.26	.06	.29	.29	HM-Ball Ø.04	[4]	E	
H720	.80 - 1.60	.0005	.0015	.0005	1,1	1,6	3.3	.26	.06	.29	.29	HM-Ball Ø.04	[4]		M
G230	1.18 - 1.97	.0005	.0015	.0005	1,1	1,6	3.3	.26	.06	.29	.29	HM-Ball Ø.04	[4]	E	
H730	1.20 - 2.00	.0005	.0015	.0005	1,1	1,6	3.3	.26	.06	.29	.29	HM-Ball Ø.04	[4]		M
G240	1.58 - 2.36	.0005	.0015	.0005	1,1	1,6	3.3	.31	.06	.48	.48	HM-Ball Ø.04	[5]	E	
H740	1.60 - 2.40	.0005	.0015	.0005	1,1	1,6	3.3	.31	.06	.48	.48	HM-Ball Ø.04	[5]		M
G250	1.97 - 2.75	.0005	.0015	.0005	1,1	1,6	3.3	.31	.06	.48	.48	HM-Ball Ø.04	[5]	E	
H750	2.00 - 2.80	.0005	.0015	.0005	1,1	1,6	3.3	.31	.06	.48	.48	HM-Ball Ø.04	[5]		M
G260	2.36 - 3.15	.0005	.0015	.0005	1,1	1,6	3.3	.31	.06	.48	.48	HM-Ball Ø.04	[5]	E	
H760	2.40 - 3.20	.0005	.0015	.0005	1,1	1,6	3.3	.31	.06	.48	.48	HM-Ball Ø.04	[5]		M
G270	2.75 - 3.54	.0005	.0015	.0005	1,1	1,6	3.3	.31	.06	.48	.48	HM-Ball Ø.04	[5]	E	
H770	2.80 - 3.60	.0005	.0015	.0005	1,1	1,6	3.3	.31	.06	.48	.48	HM-Ball Ø.04	[5]		M
G280	3.15 - 3.94	.0005	.0015	.0005	1,1	1,6	3.3	.31	.06	.48	.48	HM-Ball Ø.04	[5]	E	
H780	3.20 - 4.00	.0005	.0015	.0005	1,1	1,6	3.3	.31	.06	.48	.48	HM-Ball Ø.04	[5]		M
Comparison gauges															
H7M50	2.00 - 4.00	.0005	.0015	.001	1,1	1,6	3.3	.31	.06	.48	.48	HM-Ball Ø.04	[5]		M
H7M90	3.60 - 5.60	.0005	.0015	.001	1,1	1,6	3.3	.31	.06	.48	.48	HM-Ball Ø.04	[5]		M
H7M130	5.20 - 7.20	.0005	.0015	.001	1,1	1,6	3.3	.31	.06	.48	.48	HM-Ball Ø.04	[5]		M

Measuring contacts



[1] Chisel R 0.004



[2] Ball 0.024



[3] Ball 0.04



[4] Ball 0.04



[5] Ball 0.04

G105



H605



G210



H710



G220

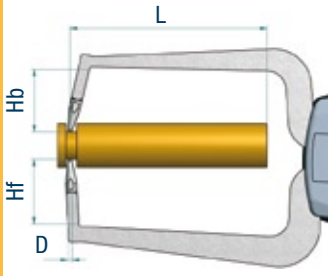


H720



EXTERNAL MEASUREMENT

Measuring capacity



Measuring contact movable Hb
 Measuring contact fixed Hf
 Measuring depth L
 Measuring contact D

Protection class

All mechanical gauges: IP 65

All electronic gauges: IP 67

Accessories

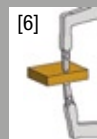
Wooden box available on request

Scope of supply

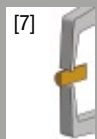
Certificate of quality
 Operating instructions

Type	Measuring range Meb	Scale interval Skw	Permissible errors G	Repeatability limit r	Measuring force min.	Measuring force max.	Measuring depth L max.	Measuring contact movable Hb	Measuring contact fixed Hf	Type of measuring contact D	Picture	Electronic E	Mechanical M
Type	[inch]	[inch]	[inch]	[inch]	[N]	[N]	[inch]	[inch]	[inch]	[inch]			
C110	0 - .39	.0002	.0008	.0002	0,8	1,2	1.37	.75	.75	HM-Ball Ø .06	[6]	E	
D610	0 - .40	.0002	.0008	.0002	0,8	1,2	1.37	.75	.75	HM-Ball Ø .06	[6]		M
C110S	0 - .39	.0002	.0008	.0002	0,8	1,2	1.37	.75	.75	Chisel R .015	[7]	E	
D610S	0 - .40	.0002	.0008	.0002	0,8	1,2	1.37	.75	.75	Chisel R .015	[7]		M
C220	0 - .78	.0005	.0015	.0005	1,1	1,6	3.2	.97	.97	HM-Ball Ø .06	[6]	E	
D720	0 - .80	.0005	.0015	.0005	1,1	1,6	3.2	.97	.97	HM-Ball Ø .06	[6]		M
C220S	0 - .78	.0005	.0015	.0005	1,1	1,6	3.2	.97	.97	Chisel R .015	[7]	E	
D720S	0 - .80	.0005	.0015	.0005	1,1	1,6	3.2	.97	.97	Chisel R .015	[7]		M
Gauges for tube wall measurement													
C1R10	0 - .39	.0002	.0008	.0002	0,8	1,2	1.37	.75	.035	HM-Ball Ø .06	[8]	E	
D6R10	0 - .40	.0002	.0008	.0002	0,8	1,2	1.37	.75	.035	HM-Ball Ø .06	[8]		M
C1R10S	0 - .39	.0002	.0008	.0002	0,8	1,2	1.37	.75	.035	Chisel R .015/HM-Ball Ø .06	[9]	E	
D6R10S	0 - .40	.0002	.0008	.0002	0,8	1,2	1.37	.75	.035	Chisel R .015/HM-Ball Ø .06	[9]		M
C2R20	0 - .78	.0005	.0015	.0005	1,1	1,6	3.2	.97	.10	HM-Ball Ø .06	[10]	E	
D7R20	0 - .80	.0005	.0015	.0005	1,1	1,6	3.2	.97	.10	HM-Ball Ø .06	[10]		M
C2R20S	0 - .78	.0005	.0015	.0005	1,1	1,6	3.2	.97	.10	Chisel R .015/HM-Ball Ø .06	[11]	E	
D7R20S	0 - .80	.0005	.0015	.0005	1,1	1,6	3.2	.97	.10	Chisel R .015/HM-Ball Ø .06	[11]		M
Gauges with flat contacts													
C110T	0 - .39	.0002	.0010	.0004	0,8	1,2	1.37	.85	.58	Flat Ø .24	[12]	E	
D610T	0 - .40	.0002	.0010	.0004	0,8	1,2	1.37	.85	.58	Flat Ø .24	[12]		M
C220T	0 - .78	.0005	.0020	.0010	1,1	1,6	3.2	1.11	.81	Flat Ø .40	[12]	E	
D720T	0 - .80	.0005	.0020	.0010	1,1	1,6	3.2	1.11	.81	Flat Ø .40	[12]		M

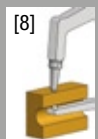
Measuring contacts



Ball Ø .06



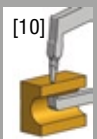
Chisel R .015



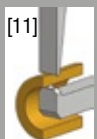
HM-Ball Ø .06



Chisel R .015
HM-Ball Ø .06



HM-Ball Ø .06



Chisel R .015
HM-Ball Ø .06



Flat Ø .24
Flat Ø .40

C1R10



D6R10



C110



D610



C220



D720





Kroeplin

Längenmesstechnik

New mechanical gauges

- IP 65
- Small measuring force difference
- Better reading
- Larger measuring ranges

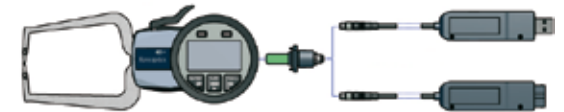
New electronic gauges

- IP 67
- Reduced weight
- Better digital display
- Analog segment display
- Ergonomically designed
- USB and Mitutoyo interface
- mm / inch conversion

Application area

- **Mechanical engineering**
- **Automobile industry**
- **Aerospace industry**
- **Wire manufacturers:** Diameter determination of continuous wires.
- **Glass industry:** Measurement of wall thicknesses in difficult accessible places.
- **Dental laboratories:** Measurement of tooth crown thicknesses.
- **Aerosol and packaging industry:** Measurement of aerosol cans.
- **Foundries:** Measurement of cast wall thicknesses.
- **Key manufacturers:** Measurement of milled notches of keys.
- **Foamed material industry:** Measurements of foamed material thicknesses.
- **Tube manufacturers:** Internal and external measurements, also of extremely wide tubes.
- **Ceramic industry:** Safe and simple determination of contraction due to baking and drying.
- **Gun clubs:** Checking of the admissible thickness of shooting jackets.
- **Medical institutes:** Measurement of skin wrinkles of men and animals.
- **Special designs:** Your measuring task is among them.

Interface



- Interface Mitutoyo
Order No.: 1962-10 (adapter + cable)
- Interface USB
Order No.: 1962-11 (adapter + cable)

